













Accessibility Guide Fall 2023

Please note that locations marked with the  icon are accessible, either by way of a ramp (R) or ground level access (G). The maximum number of stairs (S) are listed for all locations, whether they have otherwise indicated entry points or not. In cases where park visitors might access more than one floor, the numbers are separated by a comma with the first (or ground) floor listed first. The primary surface types (Surface) are also included for each location but transitional surfaces between the locations are not included on this guide. Locations marked with an * are rental spaces that have an accessible restroom inside.

Location	R	G	S	Surface
Mansion			6, 21	Wood flooring, carpet, brick, most floors have some degree of slope in this historic building
Centennial Barn*			0, 16	Tile, carpet, uneven brick patio outside, rough wooden floors on the second level
Tavern House			2	Carpet, wood, flagstone path
Everhart Bridge			0	Fine gravel, concrete, rough-hewn wood
Heckton Church*			6	Concrete, carpet
Stone Stable			0	Concrete
West Lawn			0	Grass
West Pavilion			0	Concrete, grass approach
West Playground			0	Recycled Tire Mulch
West Restroom			0	Concrete, grass approach, pit toilet
East Pavilion			0	Concrete, grass approach
East Playground			0	Recycled Tire Mulch
East Restroom			0	Concrete, grass approach, plumbed toilet
South Restroom			0	Concrete, plastic, portable toilet
Corncrib Stage			0	For Audience: Grass, For Performers: Concrete with gravel incline approach
Tavern Summer Kitchen			1	Wood, there is a ramp with a small step from flagstone approach
River Walk Trail			0	Concrete, Fine Gravel
Canal Trail			0	Level Grass